

ST. JOHN'S CATHOLIC PRIMARY SCHOOL

Homework Grid – Year 2




Autumn 1st Half Term 2018

This is our homework grid for this half term. The homework activities are related to our curriculum learning objectives. You can choose to do the activities in any order, but you are expected to complete one homework activity each week. Please make sure that your homework activity is completed and the folder is handed into school on a Friday so it can be marked and returned on the following Friday.

You are also expected to complete your weekly spellings and continue with daily reading.
A copy of this homework grid and the resources will be on the school's website.



= Resources provided

<p style="text-align: center;">English <u>Imagine That!</u></p> <p>Who is your favourite character from a book or a film?</p> <p>Imagine your character is going on a holiday or short trip. Where are they going? What kind of things will they need to take with them? Write a list for them. (The things on the list might be imaginary!) You can draw them if you like.</p>	<p style="text-align: center;">English <u>Brilliant Book</u> </p> <p>What is your most favourite book EVER?</p> <p>Use a piece of paper to write a letter to someone in a different class explaining WHY you think it is good and WHY other children would like it too. Things to include: Who are the characters, what is your favourite part of the book, how is it different from any of the other books you have read.</p>	<p style="text-align: center;">RE <u>Thankful Walk</u></p> <p>Go for a walk with your family and find 5 things you are grateful for that God has created. Then write 5 sentences explaining why you are thankful for each thing you have seen.</p> <p style="text-align: center;"></p>
<p style="text-align: center;">Maths/PE <u>Keep Fit Maths</u></p> <p>Use the following code:</p> <ul style="list-style-type: none"> • Stretch both arms up high standing on tip-toe: Add 10 • Crouch down and curl up as small as possible: Add 1 • Spread: Hold your arms wide and stand with legs spread: Add 5 <p>You start with a score of ten. A partner tells you to 'stretch', 'crouch' or 'spread'. You then do the action and you add the matching amount to your score. Keep doing the actions until you have a score of 100! Repeat several times if you wish. Hand in score sheet.</p>	<p style="text-align: center;">Maths <u>Odds and Evens</u></p> <ol style="list-style-type: none"> 1. Work with a partner! One of you is 'even' and the other is 'odd'. 2. Use a handful of different coins and a mug. 3. Take turns to play. Tip out 2 or 3 coins. 4. Add them up. Is the amount even or odd? 5. The person collecting that type of number scores a point. 6. Replace the coins and play again. 7. Play until one person has collected ten points. 	<p style="text-align: center;">Science <u>Suitable materials</u></p> <ol style="list-style-type: none"> 1. Choose a room in your house. 2. Make a list of the materials used in the room. 3. Say what each material is used for and why it is suitable. <p style="text-align: center;"></p>